



Effect of Kharif Paddy Straw Management Options on Nitrogen Requirement to Rabi Paddy

Navya. K ^{a*}, Uma Reddy. R ^a, Krishna Chaitanya. A ^a
and Suneetha Devi. K. B ^b

^a Department of Soil Science and Agricultural Chemistry, Agricultural College, Professor Jayashankar Telangana State Agricultural University, Polasa, Jagtial, India.

^b Department of Agronomy, Agricultural College, Professor Jayashankar Telangana State Agricultural University, Polasa, Jagtial, India.

Authors' contributions

This work was carried out in collaboration among all authors. All authors read and approved the final manuscript.

Article Information

DOI: 10.9734/AJSSPN/2024/v10i2290

Open Peer Review History:

This journal follows the Advanced Open Peer Review policy. Identity of the Reviewers, Editor(s) and additional Reviewers, peer review comments, different versions of the manuscript, comments of the editors, etc are available here: <https://www.sdiarticle5.com/review-history/116597>

Original Research Article

Received: 23/02/2024
Accepted: 28/04/2024
Published: 04/05/2024

ABSTRACT

A study conducted during the rabi season of 2020-21 at the Regional Agricultural Research Station, Polasa, Jagtial, under the auspices of Professor Jayashankar Telangana State Agricultural University, yielded insightful findings. The investigation revealed that incorporating paddy straw with a C:N ratio of 71:1 led to the immobilization of soil mineral nitrogen. Specifically, during 7, 15, and 30 days after treatment (DAT), approximately 7.2, 9.3, and 7.03 kg ha⁻¹ of available nitrogen respectively was immobilized without phosphorus, whereas with phosphorus addition, the figures rose to 10.94, 14.75, and 11.04 kg ha⁻¹ during the same time frames. Notably, after harvest of rabi rice significantly higher soil available nitrogen levels were recorded under paddy straw incorporation with phosphorus (169.7 kg ha⁻¹), followed by incorporation without phosphorus (161.2 kg ha⁻¹), and paddy straw burning (151.9 kg ha⁻¹). Moreover, the application of nitrogen at

*Corresponding author: Email: navyakaringula49@gmail.com;

graded levels impacted soil available nitrogen. Based on these findings, it was recommended, to counteract the immobilization effect and maximize crop yield, it was advised to apply 15% excess of recommended dose of nitrogen (RDN), as basal application.

Keywords: Rice production; soil mineral nitrogen; rice straw; straw management.

1. INTRODUCTION

Rice straw the byproduct of rice production requires some valuable disposal solution [1]. The intensification of the cropping system resulting in production of paddy straw in large volumes which need to be managed over shorter turnaround period between the crops. Globally, roughly 800 to 1000 Mt per annum of rice straw is produced, with about 600 to 800 Mt per annum produced in Asia Bhuvaneshwari et al., [2]. And due to scarcity of labour and high labour cost involved in its removal from the field and also with little management options burning of paddy straw is adapted and it has been increased dramatically over the last decade. Currently, out of the total straw produced more than 80% is being burnt by farmers in the months of October-November [3].

One of the advantages of burning is that it is cost effective and the land will be cleared quickly from residues before the next crop is taken up, thus facilitating establishment of next succeeding crop. Though it has some positive effects in managing pests, it also leads to loss of essential soil nutrients – upto 80 % N, 25% P, 21% K and 4-60% S and 13 tonnes per ha of carbondioxide causing loss of soil organic matter Mandal et al., [4], reduces microbial diversity [5].It also cause air pollution by releasing carbon dioxide, carbon monoxide, methane, sulphur and nitrous oxides and particulate matter into the atmosphere [6]. On burning one ton of paddy straw about 1460 kg CO₂, 60 kg CO, 2 kg SO₂ and 199 kg ash are released into atmosphere which are associated with human respiratory problems Lohan et al. [7]. This has led to bans on open-field straw burning in most major rice-producing areas.

In addition to the present, straw management is one of the effective field management practice which will have a great influence on soil physical and biological properties, soil fertility and crop yields [8]. The common practice of straw burning reduces the soil organic carbon sequestration potential of straw incorporation. Straw incorporation in soil for fertilization in intensive agricultural systems is highly impossible with two to three crops in a year because the turnaround

period is too short for decomposition to complete, resulting in poor crop establishment.

On analysis of the burnt residue, it had been found that burning resulted in 93 % loss of nitrogen (N) and 20 % loss of potassium (K) from the quantity originally present in the straw. Hence, to avoid the losses of soil nutrient by burning and atmospheric pollution, *in situ* incorporation of straw is the best option. Straw in its dry matter contains 0.5 to 0.8 % N, 0.16 to 0.27 % P, 1.4 to 2.0% K, 0.05 to 0.10% S and 4 to 7% silica [9]. On decomposition, this straw provides an abundant source of C and nutrients for microorganisms and enhancing their activity. At an equivalent time rice straw having higher C: N ratio compared to Dhaincha and cow dung Chowdhury et al., [10] have lower decomposition. Under such condition, if planting is done immediately after incorporation of straw of preceding crop, growth and establishment of succeeding rice crop is adversely affected [11] due to immobilization of nutrients and poor nutrient availability. To overcome these problems, stubbles and mix harvested paddy straw is incorporated along side additional N source.

Residue recycling may be a key measure to reinforce the soil fertility and productivity in crop production systems. Incorporation of crop residues that are low in nitrogen into soil may enhance microbial activity and consequently lead to a significant immobilization of applied nitrogen, which can negatively affect crop yields. These negative effects can be corrected by applying extra nitrogen at the time of incorporation. Need of the hour is incorporation of paddy straw with suitable management practices for hastening the decomposition process and identifying the additional nitrogen required for healthy paddy cultivation by subsidizing the N immobilization during *rabi* season at Northern Telangana Zone of Telangana State.

2. MATERIALS AND METHODS

The experiment was conducted at Regional agricultural research station, Polasa, Jagtial district. It is situated in the Northern Telangana

List 1. Treatment details

Factors	Residue burning	Residue incorporation without phosphorus	Residue incorporation with P application through SSP @
100% RDN	T ₁	T ₅	T ₉
10% excess N over RDN	T ₂	T ₆	T ₁₀
15% excess N over RDN	T ₃	T ₇	T ₁₁
20% excess N over RDN	T ₄	T ₈	T ₁₂

Zone. The experimental site is located between 18° 51' 53" N latitude and 78° 56'21" E longitude at an altitude of 243.4 m above mean sea level (MSL). The soil of the experimental site was sandy clay loam, which is medium in organic carbon (0.54%), low in soil available nitrogen 157.6 kg ha⁻¹, high in soil available phosphorus (31.05kg ha⁻¹) and potassium (309.5kg ha⁻¹). The experiment was laid out in Factorial RBD, with 2 factors, factor 1 comprised of 3 levels and factor 2 comprised of 4 levels with a total of 12 treatments and replicated thrice. Paddy straw mulcher was run to chop it and is incorporated 10 days before transplanting. Paddy (variety-JGL-24423) was transplanted with a spacing of 15x15cm. The recommended dose of fertilizer was 150:60:40 kg N, P₂O₅, K₂O ha⁻¹. The entire recommended dose of phosphorus and potassium was applied as basal dose in the form of SSP and MOP respectively. Nitrogen was applied in 3 splits and the excess of RDN was applied at basal in the form of urea. The C:N ratio of incorporated rice straw was 71:1 with carbon content of 45.5 %, 0.64 % nitrogen.

Available nitrogen present in soil sample was determined by alkaline permanganate method outlined by Subbiah and Asija (1956).

3. RESULTS AND DISCUSSION

3.1 Available Nitrogen Content (kg ha⁻¹) of Soil at Different Intervals

At 7 day after transplanting, the soil available nitrogen ranged from 165 to 176 kg ha⁻¹ and was not significantly influenced by paddy straw management options. However, nitrogen levels significantly influenced the available nitrogen content in soil at 7 DAT. With the increase in the nitrogen dose from 100% RDN to 120% RDN soil available nitrogen content has increased. The nitrogen content values under 120 % RDN (184 kg ha⁻¹) where significantly higher than that of 110% RDN and 100% RDN but on par with 115% RDN (174 kg ha⁻¹). Similar observations were recorded by Sharma et al. [12] who observed on an average of 9 % higher

concentration of ammonical nitrogen and 10 % higher concentration of nitrate nitrogen under 120 and 150 kg N ha⁻¹ as compared to control.

At 15 DAT, soil available nitrogen was significantly influenced by both paddy straw management options and nitrogen levels. Higher soil available nitrogen was recorded under burning practice (166 kg ha⁻¹). Though, it was significantly superior to was on par with paddy straw incorporation with P (151 kg ha⁻¹), but, at par with paddy straw incorporation without P (158 kg ha⁻¹). Such lower soil N content in paddy straw incorporated treatments may be due to immobilization of nitrogen. Paddy straw used in the present investigation had wide C:N ratio i.e., 71:1, where huge amount of carbon in straw might have increased the microbial population in soil as carbon is food source of microorganisms. Besides carbon, microorganisms require nitrogen for their growth, but the straw contains low concentrations of nitrogen and microorganisms might utilize the N from soil (Naresh et al., 2021). Hence, soil available nitrogen might have been transformed to organic nitrogen [13]. Similar observations were recorded by Garcia-Ruiz and Baggs. [14] and Singh et al. [15]. The effect of different nitrogen levels on soil available nitrogen was significant and soil available nitrogen was increased with increase in nitrogen levels and significantly higher soil available nitrogen was observed in the treatment with 20% excess RDN.

Soil available nitrogen at 30 DAT was influenced by both paddy straw management options and nitrogen levels. Among residue management options, treatments showed non significant difference in soil available nitrogen. Different nitrogen levels have significantly influenced available nitrogen content in soil. With the increase in nitrogen dosed from 100 to 120 % RDF, soil available nitrogen increased linearly. Application of higher levels of nitrogen fertilizer (through neem coated urea) might released higher concentrations of mineral nitrogen to the soils by inhibiting nitrification and volatilization process there by increasing the N availability in the soil for plant consumption [16].

At 45 DAT, effect of paddy straw management options on soil available nitrogen was non significant. However, the trend was contrast with that of 30 DAT. Paddy straw incorporation along with P application recorded higher available N (149.0 kg ha^{-1}) followed by paddy straw incorporation without P (145 kg ha^{-1}) and burning (141 kg ha^{-1}). This change could be due to mineralization of immobilized nitrogen (Yansheng et al., [17] where indigenous organic nitrogen and immobilized nitrogen were re mineralized to inorganic forms. The effect of nitrogen levels was found to be significant. Soil available nitrogen increased with increasing nitrogen levels Sharma et al., [18], which might be due to increased decomposition rate with increased nitrogen levels and subsequent remineralization lead to increased N availability with increased N levels. Soil available nitrogen at 60 DAT was significantly influenced by both paddy straw management options and nitrogen levels. At 75 DAT available soil nitrogen followed the similar trend set by treatment at 60 DAT with significantly higher values due to paddy straw incorporation with P addition (147.6 kg ha^{-1}) followed by paddy straw incorporation without phosphorus (138.4 kg ha^{-1}) and paddy straw burning practice (127 kg ha^{-1}). The effect of nitrogen levels was found to be significant. The soil available nitrogen increased with increasing nitrogen levels and recorded significantly higher values due to application of 120% RDN.

Soil available nitrogen at after harvest of rabi rice was significantly influenced by both paddy straw management and nitrogen levels. Higher soil available nitrogen (169.7 kg ha^{-1}) was observed when paddy straw incorporation combined with phosphorus. Though it was on par with that of paddy straw incorporation without phosphorus (161.2 kg ha^{-1}), but, significantly higher than that of and paddy straw burning (151.9 kg ha^{-1}). The effect of nitrogen levels was found to be significant and the trend is similar to that of other stages of crop growth. The initial soil available nitrogen of present study was 159 kg ha^{-1} , (before start of the experiment). Different levels of nitrogen in the form of urea were applied to respective plots during final puddling. This could be the probable reason for higher available nitrogen at 7 DAT in soil. Irrespective of treatments, with the time, soil available nitrogen content declined gradually upto 60 days, then increased in 75 DAT and post harvest samples. These finding may be due to - slow mineralization of organic matter at this stage where slowly decomposing material like lignin

dominates the SOM and the easily decomposed part of SOM exhausts [19], resulting in the reduction of soil available N.

Further, at 60 DAT, rice crop growth is peak during which nutrient uptake or requirement is high ability of rice roots made them compete with microorganisms for inorganic nitrogen and small-molecule organic nitrogen during the vigorous rice growth stage [20], thus decreases in available soil was noticed. After 75 DAT crop turns into maturity phase, at this stage plant required N is limited. More over amino acids secreted by rice roots in the maturity phase will also add to the soil N Yang et al., [21], which in turn results in significantly higher soil available N. Furthermore, improvement in soil aeration at later crop growth stages due to removal of stagnated water might have increased soil protease activity [22]. This inturn might have promoted the mineralization of organic matter to form N [23], resulting in increased soil SON. Among the treatments, paddy straw burning treatment has recorded higher available nitrogen values upto 30 DAT than that of paddy straw incorporated treatments. This might be due to immobilization of nitrogen in the treatments where paddy straw was incorporated in situ. However, in later stages, paddy straw incorporation with phosphorus addition recorded higher soil available nitrogen. In contrast Pullicino et al. [24] reported that nitrogen immobilization will be completed within 10 days after incorporation. In the present investigation, immobilization continued upto 30-32 DAT. After 30th day, mineralization of immobilized N occurred which improved the soil available N content (Fig 1). When initial and post harvest soil samples were compared for available N in soil, an increase under paddy straw incorporation with and without phosphorus and slight decline in burning treatment was observed. Similar findings were also observed by Mandal (2004), Thuan and Long [25], Davari et al. [26]. Paddy straw incorporation with phosphorus showed higher availability of available nitrogen over without P addition as phosphorus application accelerated the process of decomposition and release of mineral nitrogen Chen et al., [27], Li et al., 2023 also reported that deep fertilization in combination with paddy straw incorporation improved available nitrogen. Further more Guruanand et al. [28] reported that incorporation of rice straw, pusa decomposer, TNAU Bio mineralizer along with 75% RDF recorded better yields.

Table 1. Available soil nitrogen (kg N ha⁻¹) content at different intervals of *rabi* rice as influenced by different *kharif* paddy straw management options and fertilizer N levels

Treatments	7 DAT	15 DAT	30 DAT	45 DAT	60 DAT	75 DAT	AH
Paddy straw management							
RB	175.6	166.0	158.9	141	120.3	127.0	151.9
I-P	168.4	156.7	151.8	145	132.0	138.4	161.2
I+P	164.7	151.2	153.0	149	137.0	147.6	169.7
SEm±	3.99	3.76	3.63	3.4	3.2	3.23	4.13
CD@ 5%	NS	11.02	NS	NS	9.39	9.49	12.1
Nitrogen levels							
100% RDN	154.8	145.5	141.94	129.2	113.5	122.2	135.8
110% RDN	165.9	152.1	150.52	142.2	124.5	130.8	154.8
115% RDN	173.7	159.3	157.18	149.3	135.1	142.1	171.8
120% RDN	183.8	175.1	168.75	160.0	145.9	155.4	181.2
SEm±	4.6	4.34	4.19	3.95	3.699	3.73	4.78
CD@ 5%	13.5	12.7	12.29	11.59	10.85	10.9	14.01
Interactions							
SEm±	7.98	7.63	7.26	6.84	6.40	6.47	8.28
CD @ 5%	NS	NS	NS	NS	NS	NS	NS
CV	8.15	8.3	8.13	8.17	8.55	8.37	8.91

RB-Residue Burning, I-P- Incorporation with Phosphorus, I+P- Incorporation with Phosphorus, RDN- Recommended Dose of Nitrogen, AH- At Harvest

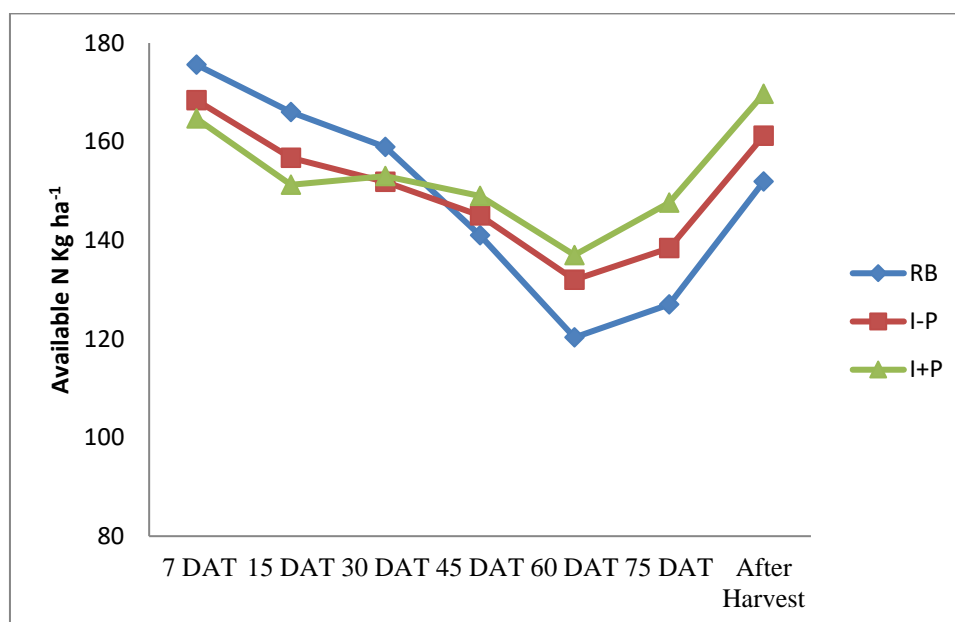


Fig. 1. Effect of different *kharif* paddy straw management options on soil available N (kg N ha⁻¹)

3.2 Immobilization and Mineralization of Nitrogen (kg ha⁻¹) in Soil

Incorporation of crop residue increases the microbial population [29]. Paddy residues when incorporated into the soil needs addition of exogenous N for the decomposition to proceed. [30]. As reported by many researchers, that immobilization of nitrogen occurs when residue

high C:N ratio (>25- 30:1) is added to the soil (Van Kessel et al., [31], Qian and Schoenau, 2002; Nicolardot et al, [32], and Muhammad et al., [33]. In this study paddy straw had a C:N ratio of 71:1. Immobilization of mineral N might be due to the large demand for N by microorganisms proliferating rapidly in response to the availability of easily decomposable carbon compounds [34]. In the present study paddy straw incorporation

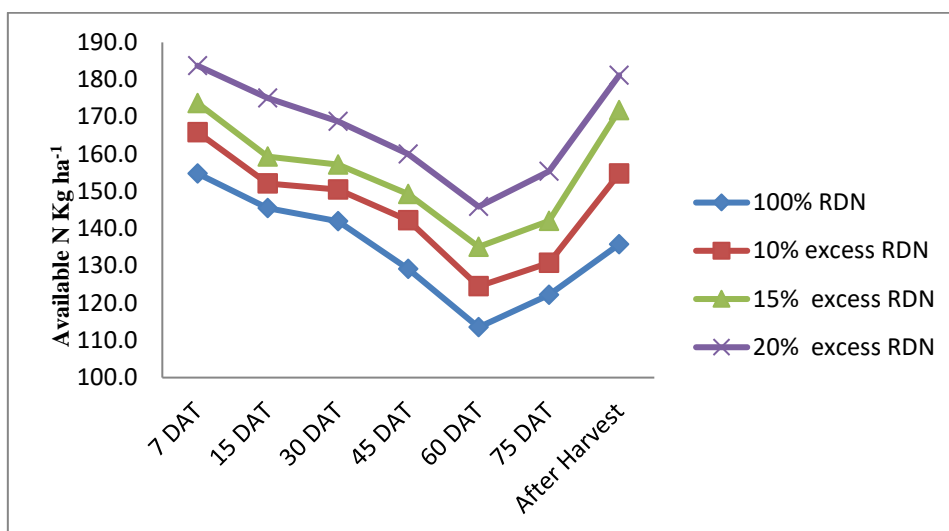


Fig. 2. Effect of different levels on nitrogen application on soil available N (kg N ha⁻¹)

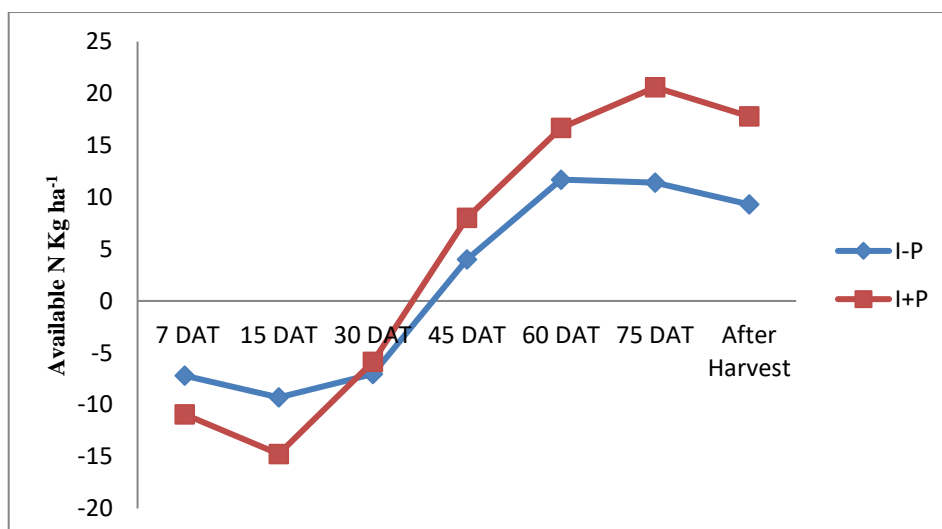


Fig. 3. Immobilization and mineralization of soil available nitrogen as influenced by *kharif* paddy straw management

without P treatment resulted in immobilization of 7.2, 9.3 and 7.03 kg ha⁻¹ at 7, 15 and 30 DAT, respectively. While in case of paddy straw incorporation with P treatment, about 10.94, 14.75 and 11.04 kg ha⁻¹ of nitrogen was immobilized during at 7, 15 and 30 DAT, respectively. Our results are in line with the reports of Sirinavaset al. [35], Corbeelset al. [36], Kachroet al. [37] who recorded 12 days as 15 days as immobilization period for residue incorporated in the soil. Net mineralization started on 30th day under paddy straw incorporation with P and 33 DAT under incorporation without P. These results are in contrast with that of Ali and Nabi. (2016) who observed net mineralization after 75 days after

incorporation of crop residue- in an incubation study with surface application of crop residues. Rate and time of immobilization and mineralization of nitrogen strongly depends on high contact of residue with soil, more moisture and nutrient availability (Brown and Dickey, [38], Douglas et al., [39]). Hence, straw management should be done by incorporation rather surface application. After 45 DAT, some net mineralization was observed and paddy residue started to contribute to mineral nitrogen and the nitrogen contribution was greater from paddy straw incorporation with phosphorus compared with incorporation without phosphorus which is due P addition accelerated the process of nitrogen mineralization and N release [27]. At

maturity stage, rice roots secrete a large number of small organic molecules, which are conducive to the rapid growth of Bacteroidetes and Proteobacteria (nutrient-rich bacteria) [40], which promote the mineralization of organic matter and increase the content of N [41-44].

4. CONCLUSION

Soil available nitrogen was 7.68 % and 2.28% higher than initial in paddy straw incorporation with and without phosphorus respectively. Nitrogen immobilization of 7.2 kg ha⁻¹, 9.3 kg ha⁻¹ and 7.03 kg ha⁻¹ was occurred at 7, 15, 30 DAT by paddy straw incorporation without phosphorus. 10.94 kg ha⁻¹, 14.75 kg ha⁻¹, 5.88 kg ha⁻¹ of available nitrogen was immobilized by paddy straw incorporation with phosphorus. It was observed that 14.75 kg ha⁻¹ of available nitrogen was immobilized at 15 DAT, which can be compensated by adding 15% excess of RDN.

COMPETING INTERESTS

Authors have declared that no competing interests exist.

REFERENCES

- Gaind S, Nain L. Chemical and biological properties of wheat soil in response to paddy straw incorporation and its biodegradation by fungal inoculants. *Biodegradation*. 2007;18(4):495-503.
- Bhuvaneshwari S, Hiroshan H, Jay NM. Crop residue burning in India: Policy challenges and potential solutions. *International Journal of Environment Research on Public Health*. 2019;16(5):832-845.
- Singh A, Chaudhary DP, Minhas PS. Options for effective utilization of crop residues directorate of research. Punjab Agricultural University: Ludhiana, India. 2010;32.
- Mandal KG, Misra AK, Hati KM, Bandyopadhyay KK, Ghosh PK, Mohanty M. Rice residue-management options and effects on soil properties and crop productivity. *Journal of Food Agriculture and Environment*. 2004;2:224-231.
- Zhang P, Wei T, Jia Z, Han Q, Ren X. Soil aggregate and crop yield changes with different rates of straw incorporation in semi arid areas of northwest China. *Geoderma*. 2014;230:41-49.
- Jain N, Pathak H, Bhatia A. Sustainable management of crop residues in India. *Current Advances in Agricultural Sciences*. 2014;6(1):1-9.
- Lohan SK, Jat HS, Yadav AK, Sidhu HS, Jat ML, Choudhary M, Peter JK, Sharma PC. Burning issues of paddy residue management in North-west states of India. *Renewable and Sustainable Energy Reviews*. 2018;81:693-706.
- Smitha GR, Basak BB, Thondaiman V, Saha A. Nutrient management through organics, bio-fertilizers and crop residues improves growth, yield and quality of sacred basil (*Ocimum sanctum* Linn). *Industrial Crops and Products*. 2019;128:599-606.
- Dobermann A, Fairhurst TH. Rice straw management. *Better Crops International*. 2002;16(1):7-11.
- Chowdhary MAH, Begum R, Kabir MR, Zhakir MH. Plant and animal residue decomposition and transformation of S and P in soil. *Pakistan Journal of Biological Sciences*. 2002;5(7):736-739.
- Udayasooriyan C, Govindasamy KN, Subbiah P. Effect of *Trichoderma viride*, additional nitrogen and farmyard manure on the productivity and sustainability of rice (*Oryza sativa*) – rice – groundnut (*Arachis hypogea*) system. *Indian Journal of Agronomy*. 1997;42(1):1-4.
- Sharma S, Singh P, Choudhary OP. Nitrogen and rice straw incorporation impact nitrogen use efficiency, soil nitrogen pools and enzyme activity in rice-wheat system in North-western India. *Field Crops Research*. 2021;266:108131.
- Hartmann M, Frey B, Mayer J, Mäder P, Widmer F. Distinct soil microbial diversity under long-term organic and conventional farming. *The ISME Journal*. 2015;9(5):1177-1194.
- Garcia-Ruiz R, Baggs EM. N₂O emission from soil following combined application of fertiliser-N and ground weed residues. *Plant and Soil*. 2007;299(1):263-274.
- Singh B, Rengel Z, Bowden JW. Canola residues decomposition: The effect of particle size on microbial respiration and cycling of sulphur in a sandy soil. In *Super Soil: 3rd Australian New Zealand Soils Conference*, University of Sydney, Australia. 2004;1-7.
- Ghafoor I, Habib-ur-Rahman M, Ali M, Afzal M, Ahmed W, Gaiser T, Ghaffar A.

- Slow-release nitrogen fertilizers enhance growth, yield, NUE in wheat crop and reduce nitrogen losses under an arid environment. *Environmental Science and Pollution Research*. 2021;1-16.
17. Yansheng C, Fengliang Z, Zhongyi Z, Tongbin Z, Huayun X. Biotic and abiotic nitrogen immobilization in soil incorporated with crop residue. *Soil and Tillage Research*. 2020;202:104664.
 18. Sharma S, Singh P, Kumar S. Responses of soil carbon pools, enzymatic activity, and crop yields to nitrogen and straw incorporation in a rice-wheat cropping system in north-western India. *Frontiers in Sustainable Food Systems*. 2020;4:203.
 19. Berg B. Nutrient release from litter and humus in coniferous forest soils—a mini review. *Scandinavian Journal of Forest Research*. 1986;1(1-4):359-369.
 20. Ma QX, Wu LG, Wang J, Ma JZ, Zheng NG, Hill PW, Chadwick DR, Jones DL. Fertilizer regime changes the competitive uptake of organic nitrogen by wheat and soil microorganisms: An in-situ uptake test using ^{13}C , ^{15}N labelling, and ^{13}C -PLFA analysis. *Soil Biology and Biochemistry*. 2018;125:319–327.
 21. Yang B, Wang XM, Ma HY, Yang T, Jia Y, Zhou J, Dai CC. Fungal endophyte *Phomopsis liquidambari* affects nitrogen transformation processes and related microorganisms in the rice rhizosphere. *Frontiers Microbiology*. 2015;6:1–15.
 22. Yang X, Lu Y, Zhou J, Gao H, Ma C. Co-application of nitrogen and straw-decomposing microbial inoculant enhanced wheat straw decomposition and rice yield in a paddy soil. *Journal of Agriculture and Food Research*. 2021;4:100134.
 23. Murphy DV, Macdonald AJ, Stockdale EA, Goulding KWT, Fortune S, Gaunt JL, Poulton PR, Wakefield JA, Webster CP, Wilmer WS. Soluble organic nitrogen in agricultural soils. *Biology and Fertility of Soils*. 2000;30(5):374-387.
 24. Pullicino D, Cucu MA, Sodano M, Birk JJ, Glaser B, Celi L. Nitrogen immobilization in paddy soils as affected by redox conditions and rice straw incorporation. *Geoderma*. 2014;228:44-53.
 25. Thuan HN, Long DT. Use rice straw from previous season for the following season on degraded soil, Bac Giang province. Vietnam. *Journal of Science and Development*. Hanoi Agric University. 2010;8:843-849.
 26. Davari MR, Sharma SN, Mirzakhani M. Effect of cropping systems and crop residue incorporation on production and properties of soil in an organic agroecosystem. *Biological Agriculture and Horticulture*. 2012;28(3):206-222.
 27. Chen Y, Sun TT, Qian HY, Fan JB, He YQ, Sun B. Nitrogen mineralization as a result of phosphorus supplementation in long-term phosphate deficient soil. *Applied Soil Ecology*. 2016;106:24-32.
 28. Guruanand C, Raju M, Boomiraj K, Boominathan P, Kumar GP, Kumar SM. Effect of paddy straw incorporation on growth and yield of rice under wetland ecosystem. *International Journal of Environment and Climate Change*. 2023;13(10):502-510.
 29. Li Z, Li D, Ma L, Yu Y, Zhao B, Zhang J. Effects of straw management and nitrogen application rate on soil organic matter fractions and microbial properties in North China Plain. *Journal of Soils and Sediments*. 2019;19(2):618-628.
 30. Vijayprabhakar A, Nallaiah DN, Vinoth RJ. Effect of rice straw management options on soil available macro and Micro nutrients in succeeding rice field. *International Journal of Chemical Studies*. 2017; 5(4):410-413.
 31. Van Kessel JS, Reeves III JB, Meisinger JJ. Nitrogen and carbon mineralization of potential manure components. *American Society of Agronomy, Crop Science Society of America, and Soil Science Society of America*. 2000;29(5):1669-1677.
 32. Nicolardot B, Recous S, Mary B. Simulation of C and N mineralisation during crop residue decomposition: A simple dynamic model based on the C: N ratio of the residues. *Plant and Soil*. 2001;228(1):83-103.
 33. Muhammad W, Vaughan SM, Dalal RC, Menzies NW. Crop residues and fertilizer nitrogen influence residue decomposition and nitrous oxide emission from a Vertisol. *Biology and Fertility of Soils*. 2011;47(1):15-23.
 34. Ali I, Nabi G. Soil carbon and nitrogen mineralization dynamics following incorporation and surface application of rice and wheat residues. *Soil and Environment*. 2016;35(2).
 35. Srinivas K, Singh HP, Vanaja M, Raju AS, Sharma KL. Effect of chemical composition

- of plant residues on nitrogen mineralization. *Journal of Indian Society of Soil Science*. 2006;54(3):300–306.
36. Corbeels M, Hofman G, Van Cleemput O. Nitrogen cycling associated with the decomposition of sunflower stalks and wheat straw in a Vertisol. *Plant and Soil*. 2000;218(1):71-82.
37. Kachroo D, Dixit AK, Bhat AK. Decomposition of various residues and their nutrient release pattern under Alfisols of Jammu Region. *Journal of Indian Society of Soil Science*. 2006;54(3):342–344.
38. Brown PL, Dickey DD. Losses of wheat straw residue under simulated field conditions. *Soil Science Society of America Journal*. 1970;34:118–121.
39. Douglas Jr CL, Allmaras RR, Rasmussen PE, Ramig RE, Roager Jr NC. Wheat straw composition and placement effects on decomposition in dryland agriculture of the Pacific Northwest. *Soil Science Society of America Journal*. 1980;44(4):833-837.
40. Goldfarb KC, Karaoz U, Hanson CA, Santee CA, Bradford MA, Treseder KK, Wallenstein MD, Brodie EL. Differential growth responses of soil bacterial taxa to carbon substrates of varying chemical recalcitrance. *Frontiers in Microbiology*. 2011;2:94.
41. Fierer N, Bradford MA, Jackson RB. Toward an ecological classification of soil bacteria. *Ecology*. 2007;88(6): 1354-1364.
42. Li L, He L, Li Y, Wang Y, Ashraf U, Hamoud YA, Pan S. Deep fertilization combined with straw incorporation improved rice lodging resistance and soil properties of paddy fields. *European Journal of Agronomy*. 2023;142:126659.
43. Naresh RK, Dhaliwal SS, Chandra MS, Malhotra SK, Harish J, Singh PK, Kumar V, Baliyan A, Gawdiya S. Alternative uses, in and off-field managements to reduce adverse impact of crop residue burning on environment: A review. *International Journal of Environment and Climate Change*. 2021;11(1):100-118.
44. Subbaiah BV, Asija GL. A rapid procedure for the estimation Available N in the soils. *Current Science*. 1956;25:259.

© Copyright (2024): Author(s). The licensee is the journal publisher. This is an Open Access article distributed under the terms of the Creative Commons Attribution License (<http://creativecommons.org/licenses/by/4.0>), which permits unrestricted use, distribution, and reproduction in any medium, provided the original work is properly cited.

Peer-review history:

The peer review history for this paper can be accessed here:
<https://www.sdiarticle5.com/review-history/116597>