

Rhizome Propagation Methods of Lowland Bamboo (*Oxytenanthera abyssinica*) in Central Tigray, Northern Ethiopia

Awash Tesfay ^{a*} and Tekleslassie Kahsay ^a

^a Aksum Agricultural Research Center, Tigray Agricultural Research Institute, Tigray, P O Box 230, Aksum, Ethiopia.

Authors' contributions

This work was carried out in collaboration between both authors. Author TK initiated the idea, author AT improved and developed full proposal. Author AT analyzed the data and wrote the manuscript. Both authors read and approved the final manuscript.

Article Information

DOI: <https://doi.org/10.9734/ajraf/2024/v10i4322>

Open Peer Review History:

This journal follows the Advanced Open Peer Review policy. Identity of the Reviewers, Editor(s) and additional Reviewers, peer review comments, different versions of the manuscript, comments of the editors, etc are available here: <https://www.sdiarticle5.com/review-history/123468>

Original Research Article

Received: 07/07/2024
Accepted: 11/09/2024
Published: 19/10/2024

ABSTRACT

Bamboo is a plant species that has a range of economic, environmental, and sociocultural importance. Bamboo can be propagated through sexual and asexual propagation methods. Both methods have their own advantages and disadvantages. This study aims to evaluate different rhizome cutting materials that are relatively suitable for large-scale plantations. The materials for propagating bamboo by vegetative means are whole or portions of the rhizomes, each with a single culm having two to six basal nodes, preferably 1- to 2-year-old culms from the peripheral portion of the clump having 2, 4, 6 basal nodes and 1.5-2 cm, 2-4 cm, and 4-6 cm in diameter. The design of the experiment is a split plot design with three replications and nine plots. This experiment is laid in

*Corresponding author: E-mail: tesfayawash2@gmail.com;

Cite as: Tesfay, Awash, and Tekleslassie Kahsay. 2024. "Rhizome Propagation Methods of Lowland Bamboo (*Oxytenanthera Abyssinica*) in Central Tigray, Northern Ethiopia". *Asian Journal of Research in Agriculture and Forestry* 10 (4):123-31. <https://doi.org/10.9734/ajraf/2024/v10i4322>.

1029 m² (21 m x 49 m). The size of each plot is 45 m² (15 m by 5 m), and the distance between plots and plants in plots is 2 m. The number of nodes is assigned in the main plot, and the diameter of the planting material is assigned in the subplot. There are a total of 9 treatment combinations and a total of 108 planting materials. Significantly higher (P = 0.01) mean survival rate (59%) was observed in the planting material with two basal nodes and 2-4 cm diameter and the planting material with six nodes and 2-4 cm diameter. Further research is crucial to devise effective vegetative propagation methods for large scale plantations without compromising the survival capability of the planting materials.

Keywords: Propagation methods; bamboo; offset; rhizome propagation.

1. INTRODUCTION

Bamboo is a plant species classified under the subfamily Bambusoideae of the family Poaceae [1]. Bamboo is among the fast growing plants that are grown on the planet Earth. Bamboo plant is known to have various environmental, economic, social, and cultural benefits [2,3,4,5,6,7].

Bamboo is an excellent soil and water conservation material because of its peculiar dense clump formation and extensive interlocking fibrous root system [8]. Bamboo can be used as a soil and water bioengineering materials and is a cost-effective material for erosion control and slope stabilization works [9].

The mechanical strength of bamboo makes it as good alternative for various construction materials like wood and steel [10]. Bamboo plants can be used for various housing purposes such as roofing and flooring. Bamboo culms are not only used directly without any alteration as structural members such as beams and columns; it can also be used as reinforcement in concrete as a replacement to steel [11].

Despite the fact that bamboo stands are not considered as forests in a future regime of reducing emissions from deforestation in developing countries (REDD) [12], bamboo stands exhibit a high rate of annual growth, which can serve as high carbon sequestration and storage potential [13].

The global coverage of bamboo forest resources is estimated to be 35,040,000 hectares of land, and this value is equivalent to 0.86% of the total global forest resources [14]. Another study by [15] indicated that the total bamboo stock of the globe is approximately 30,538,350 hectares of land. Even though the global bamboo resource is increasing over 1990-2020, it is because of only two potential bamboo producing countries, namely India and China [14]. In 2018, a group of

researchers estimated that the total coverage of bamboo forest in the African continent is 3,404,310 hectares [15]. Later on, FAO estimated 4,648,000 hectares (13% of the global bamboo) of land covered with bamboo, and 85.7% of this is available in eastern and southern Africa [14]. Different studies indicate that the total bamboo stock of Ethiopia is approximately 1 million hectares of land [15,16]. This stock is disproportionately distributed across all regions in the country. Of which 425000 ha are in Tigray and some parts of Amhara regions [17].

Bamboo is among the species in the world with high species diversity. There are over 90 genera of bamboo globally with over 1200 species [18,12,19]. Of the 1200 species globally, 43 species are found in Africa. Of which, only two species of bamboo (*Yushania alpina* and *Oxytenanthera abyssinica*) are native to Ethiopia [20]. But now a day, there are different attempts to increase the diversity of bamboo species in Ethiopia. As a result, 25 species of bamboo have been introduced to Ethiopia in the last few decades [21].

Bamboo plants can be propagated through sexual (from seed) and asexual (from vegetative part) propagation methods. The success rate of the sexual propagation method is much higher than the asexual propagation method. But the availability of bamboo seeds is affected by many factors. Of which, bamboo plants have irregular flowering patterns; some did not produce seeds at all (e.g., *Bambusa vulgaris*) [22], and most gregarious flowering bamboos die after seed set [23] and lastly bamboo seeds exhibit short storage time after collection [24,25,26,27]. Therefore, it is important to use the vegetative propagation methods in the presence of seed scarcity. The most widely used vegetative propagation methods for bamboo are rhizome or offset cuttings, layering and culm cuttings [28]. Three of the vegetative propagation methods have their own advantages and disadvantages. The main advantage of culm cutting and branch

cutting is the availability of planting material [29] while the main disadvantage is the low survival rate of the planted materials [30]. The rhizome cutting propagation method is more successful than the other two vegetative propagation methods but has limited applicability for large scale plantation as it uses a large bulk of soil with at least three or four culms [31]. Therefore, this study is designed to evaluate the effect of culm diameter and basal node numbers of the planting material on the survival rate and growth parameters of lowland bamboo (*Oxytenanthera abyssinica*).

2. MATERIALS AND METHODS

2.1 Study Site

This study is conducted in Northern Ethiopia, Tigray Regional State, Central Zone, Mereb Leke District. Mereb Leke is a District bordered on the south by Laelay maichew, on the southwest by Tahtay maychew, on the west by the North Western Zone, on the north by the Mereb River (which separates it from Eritrea), on the east by Ahferom district, and on the southeast by Adwa (Fig.1).

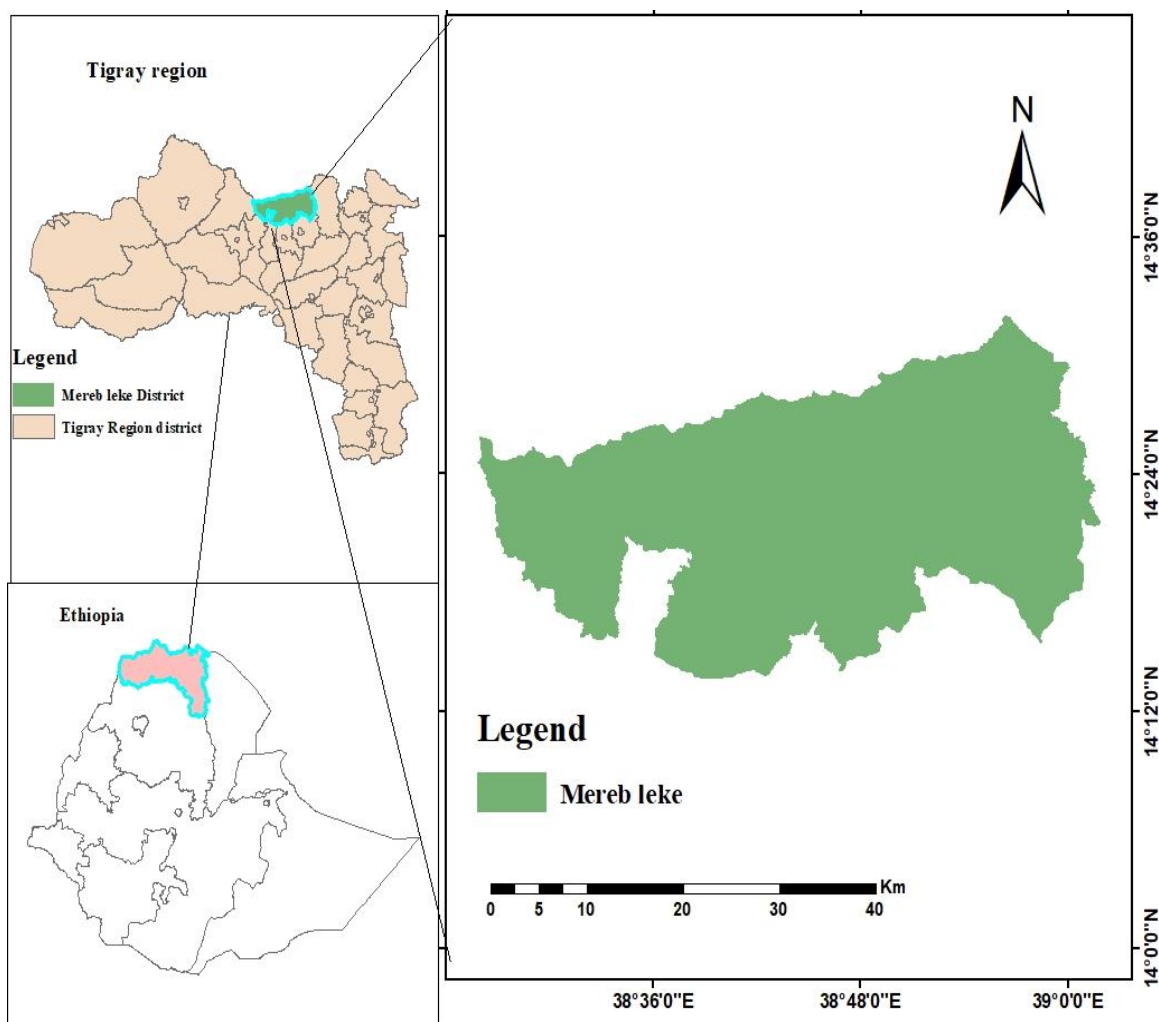


Fig. 1. Map of the study area

2.1.1 Climate

The climatic condition of Mereb-leke district is represented by the nearby station of Adwa district meteorological station. The temperature and rainfall of the area over the years 2006-2016 are displayed (Fig. 2).

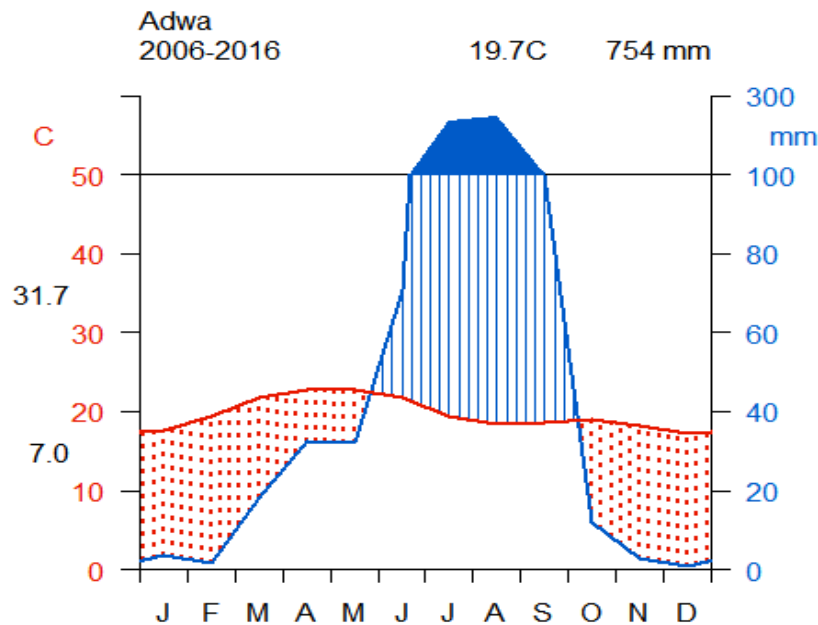


Fig. 2. Climatic diagram of the study area from 2006-2016
(Source: Tigray Region Meteorological office)

2.2 Materials

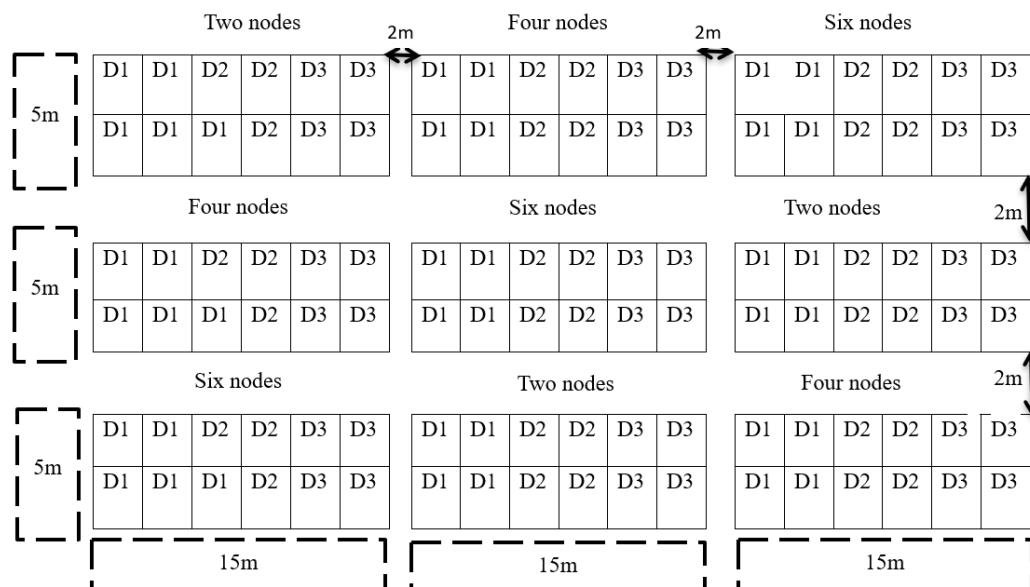
The materials for propagating bamboo by vegetative means are whole or portions of the rhizomes, each with a single culm having two to six basal nodes (called offsets). Preferably 1- to 2-years old culms from the peripheral portion of a clump are selected for offset planting, and cut at 2,4,6 basal nodes having 1.5-2 cm, 2-4 cm,4-6 cm in diameter. The culms are cut in a slanting manner right above the node without damaging the basal portion of the branches. The rhizome attaching the culm is dug and cut 30 to 45 cm from the ground. The rhizome and roots attached must not be damaged when collecting the offsets.

2.2.1 Experimental design

The design of this experiment is a split-plot design with three replications and nine plots. This experiment is laid in 1029 m² (21 m×49 m). The size of each plot is 45 m² (15 m×5 m). The distance between plots and plants in the plots is 2 m. The number of nodes is assigned in the main plot, and the diameter of the planting material is assigned in the subplot. The distance between blocks is 2 m and the distance between plots is 1.5 m. This experiment contains three replications and three plots with each replication. Each node number (main plot) is assigned to each plot and in each plot, all the three diameter classes (sub plot) are represented four times (12 planting material per plot) with 2 m plant spacing. In this experiment, there are a total of 9 treatment combinations and a total of 108 planting materials. Therefore, the treatment combinations are listed as follows:

- Treatment 1 is two basal nodes with 1.5-2 cm diameter of planting material
- Treatment 2 is two basal nodes with 2-4 cm diameter of planting material
- Treatment 3 is two basal nodes with 4-6 cm diameter of planting material
- Treatment 4 is four basal nodes with 1.5-2cm diameter of planting material
- Treatment 5 is four basal nodes with 2-4 cm diameter of planting material
- Treatment 6 is four basal nodes with 4-6 cm diameter of planting material
- Treatment 7 is six basal nodes with 1.5-2 cm diameter of planting material
- Treatment 8 is six basal nodes with 2-4 cm diameter of planting material
- Treatment 9 is six basal nodes with 4-6 cm diameter of planting material

2.2.2 Experimental layout and treatment arrangements



Where, D1 is diameter 1.5-2 cm, D2 is diameter 2-4 cm, and D3 is diameter 4-6 cm

Pit size is 0.5 m×0.5 m, edge distance is 1 m, plot area is 45 m²

2.2.3 Data collection

First round Data collection was conducted in September 2018 (4 months after plantation), and second round data was collected in 2023 so as to see the performance of the planting materials. The number of new shoots was counted. Collar diameter and culm diameter were measured using a digital caliper. Height was measured using a graduated pole. The survival count was made on the final date of data collection.

2.2.4 Data analysis

Data of collar diameter, culm diameter, culm height, and number of culms were subjected to a test of normality (Shapiro Wilk test of normality). The data distribution in number of culms was subjected to log transformation, and the means were back transformed for better understandability to readers. All nine treatment combinations were analyzed using one way ANOVA. The survival rate of the planting materials was analyzed using percentage. To perform those analyses, SPSS v23 was employed.

3. RESULTS AND DISCUSSION

3.1 Survival Rate (%)

A significant statistical difference ($P = 0.01$) in mean survival rate (59%) was observed in the planting material with two basal nodes and 2-4

cm diameter and in the planting material with six basal nodes and 2-4 cm diameter than the rest of the other treatment combinations. The lower survival rate (16%) was observed in the planting material with six basal nodes and 1.5-2 cm diameter, followed by the treatment, two basal nodes and 1.5-2 cm diameter of planting material (25%) indicating smaller diameter of cutting materials may have smaller food reserve until they are capable of establishing the root system and this is in line with [30]. But there is no overall statistical significance ($P = 0.53$) between all the treatments in the survival capability of the planting materials except the planting material with two basal nodes and 2-4 cm diameter and in the planting material with six nodes and 2-4 cm diameter.

3.2 Collar Diameter, Culm Diameter and Culm Height

The overall statistical significance ($P = 0.001$) in the mean collar diameter of the planting materials was observed between the treatments. The highest mean collar diameter (5.13 ± 0.1 cm) was observed in the treatment, six basal nodes with 4-6 cm diameter of planting material followed, by the treatment, four basal nodes with 4-6 cm diameter of planting material (4.961 ± 0.1 cm) and this result is in agreement with [32] whereas, the lowest mean collar diameter (4.5 cm) was observed in the treatment, Six nodes

with 1.5-2 cm diameter of planting material, and the treatment, two basal nodes with 2-4 cm diameter of planting material.

The overall mean difference in culm diameter of the treatments was statistically significant ($P = 0.001$). Statistically higher mean culm diameter of 4.068 ± 0.05 cm and 4.088 ± 0.07 cm were observed in the treatment, six nodes with 4-6 cm diameter of planting material, and in the treatment, four nodes with 4-6 cm diameter of planting material, respectively and this is in agreement with [32]. Whereas the lowest mean

culm diameter was observed in the treatment: two nodes with 1.5-2 cm diameter, two nodes with 2-4 cm diameter, four nodes with 1.5-2 cm diameter, and six nodes with 1.5-2 cm diameter (see Table 1 below). The overall mean difference in culm height was statistically significant ($P = 0.002$). The highest mean of culm height was observed in the treatment, two nodes with 4-6 cm diameter of planting material (6.68 ± 0.4 m). Whereas the lower mean of culm height (5.78 ± 0.1 m) was observed in the treatment, four nodes with 2-4 cm diameter of planting material.

Table 1. Mean \pm SE of collar diameter, culm diameter and culm height

Treatments	n	Means \pm SE		
		Collar diameter	Culm Diameter	Culm height (m)
1	121	4.56 ± 0.06^{bc}	3.701 ± 0.05^b	5.8 ± 0.3^{bc}
2	81	4.515 ± 0.05^c	3.612 ± 0.04^b	6.2 ± 0.14^{abc}
3	38	4.67 ± 0.16^{bc}	3.863 ± 0.2^{ab}	6.68 ± 0.4^a
4	72	4.476 ± 0.064^c	3.54 ± 0.06^b	5.91 ± 0.1^{bc}
5	165	4.615 ± 0.05^{bc}	3.78 ± 0.06^{ab}	5.78 ± 0.1^c
6	83	4.961 ± 0.1^{ab}	4.088 ± 0.07^a	6.65 ± 0.2^{ab}
7	27	4.475 ± 0.06^c	3.71 ± 0.06^b	6.1 ± 0.16^{abc}
8	89	4.637 ± 0.05^{bc}	3.861 ± 0.05^{ab}	6.16 ± 0.16^{abc}
9	93	5.13 ± 0.1^a	4.068 ± 0.05^a	5.93 ± 0.13^{bc}
P-Value		0.001	0.001	0.002

Where: 1 is two node with 1.5-2 cm diameter, 2 is two node with 2-4 cm diameter, 3 is two nodes with 4-6 cm diameter, 4 is four nodes with 1.5-2 cm diameter, 5 is four nodes with 2-4 cm diameter, 6 is four nodes with 4-6 cm diameter, 7 is six nodes with 1.5-2 cm diameter, 8 is six node with 2-4 cm diameter, and 9 is six node with 4-6 cm diameter, n is the number of observations



Fig. 3. Planted propagating materials in the experimental site

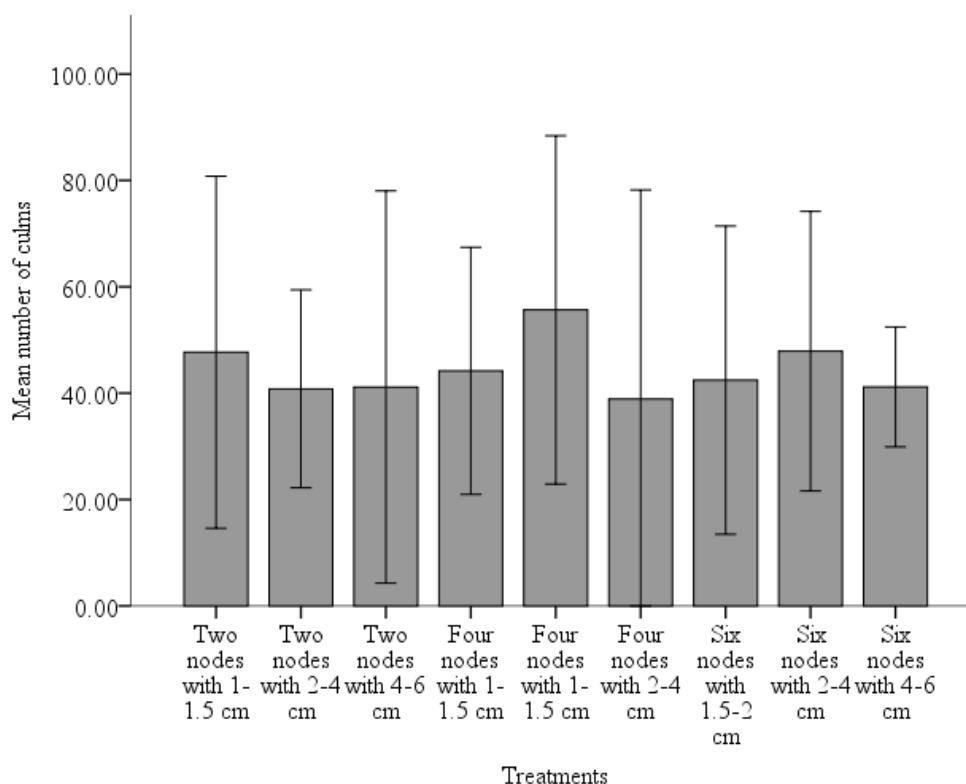


Fig. 4. Mean number of culms between the treatments

3.3 Number of Culms

The highest number of culms (55) was observed in the treatment with four basal nodes with 1.5-2 cm diameter, followed by the planting material with two nodes and 1.5-2 cm diameter. However, the overall statistical significance in number of culms between the different planting materials is not statistically significant ($P = 0.78$). As the final data was taken 3 years after plantation, once the planting material established the root system, no significant difference was observed in every other growth parameters. This could be due to the adaptation of the species to the site.

4. CONCLUSION AND RECOMMENDATIONS

This study revealed that the planting material with two basal nodes and a 2-4 cm diameter, and the cutting material with six basal nodes and a 2-4 cm diameter of planting material exhibited the higher survival capability than all the treatment combinations. The authors recommend further research be done to obtain even more effective vegetative propagation methods that could be applied to a large-scale plantation with better survival capability.

DISCLAIMER (ARTIFICIAL INTELLIGENCE)

No artificial intelligence has been used in this manuscript.

AVAILABILITY OF DATA AND MATERIALS

All the data's and materials used in this article are available from the corresponding author.

ACKNOWLEDGEMENTS

The authors would like to thank to Tigray Agricultural Research Institute, Aksum Agricultural Research Center, for providing the full financial support required for the study.

COMPETING INTERESTS

Authors have declared that no competing interests exist.

REFERENCES

1. Soreng RJ, Peterson PM, Romaschenko K, Davidse G, Zuloaga FO, Judziewicz EJ,

- et al. A worldwide phylogenetic classification of the Poaceae (Gramineae). *Journal of Systematics and Evolution*. 2015;53(2):117-137.
2. Abebe S, Minale AS, Teketay D. Socio-economic importance of the bamboo resources in the Lower Beles River Basin, north-western Ethiopia. *Environment, Development and Sustainability*. 2021;1-20.
 3. Guadie YW, Feyssa DH, Jiru DB. Socio-economic importance of highland bamboo (*Yushania alpina* K. Schum) and challenges for its expansion in Bibugn District, East Gojjam, Ethiopia. *Journal of Horticulture and Forestry*. 2019;11(2):32-41.
 4. Nwaihu E, Egbuche C, Onuoha G, Ibe A, Umeojiakor A, Chukwu A. Socio-economic importance and livelihood utilization of bamboo (*Bambusa vulgaris*) in Imo State Southeast Nigeria. *Agriculture, Forestr?;* 2015.
 5. Ogunjinmi A, Ijeomah H, Aiyeloja A. Socio-economic importance of bamboo (*Bambusa vulgaris*) in Borgu local government area of Niger State, Nigeria. *Journal of Sustainable Development in Africa*. 2009;10(4):284-298.
 6. Osei R, Ansong M, Zerbe S. Comparison of socio-economic and ecological benefits of bamboo and trees: The perspectives of local communities in south-western Ghana. *Southern Forests: a Journal of Forest Science*. 2019;81(3):255-260.
 7. Rahim W, Idrus RM. Importance and uses of forest product bamboo and rattan: Their value to socioeconomics of local communities. *International Journal of Academic Research in Business and Social Sciences*. 2019;8(12):1484-1497.
 8. Singh A, Kala S, Dubey S, Rao BK, Gaur M, Mohapatra K, Prasad B. Evaluation of bamboo based conservation measures for rehabilitation of degraded Yamuna ravines. *Indian Journal of Soil Conservation*. 2014;42(1):80-84.
 9. Tardio G, Mickovski SB, Rauch HP, Fernandes JP, Acharya MS. The use of bamboo for erosion control and slope stabilization: Soil bioengineering works. *Bamboo: Current and Future Prospects*. 2018;105.
 10. Janssen JJ. *Bamboo in building structures*; 1981.
 11. Fahim M, Haris M, Khan W, Zaman S. *Bamboo as a construction material: Prospects and challenges*. *Advances in Science and Technology*. *Research Journal*. 2022;16(3).
 12. Lobovikov M, Ball L, Guardia M. *World bamboo resources: A thematic study prepared in the framework of the global forest resources assessment 2005: Food & Agriculture Org*; 2007.
 13. Song X, Zhou G, Jiang H, Yu S, Fu J, Li W, et al. Carbon sequestration by Chinese bamboo forests and their ecological benefits: Assessment of potential, problems, and future challenges. *Environmental Reviews*. 2011;19(NA):418-428.
 14. FAO. *Global forest resources assessment 2020: Main report: Food & Agriculture Organization of the UN*; 2020.
 15. Du H, Mao F, Li X, Zhou G, Xu X, Han N, et al. Mapping global bamboo forest distribution using multisource remote sensing data. *IEEE Journal of Selected Topics in Applied Earth Observations and Remote Sensing*. 2018;11(5):1458-1471.
 16. Zhao Y, Feng D, Jayaraman D, Belay D, Sebrala H, Ngugi J, et al. Bamboo mapping of Ethiopia, Kenya and Uganda for the year 2016 using multi-temporal Landsat imagery. *International Journal of Applied Earth Observation and Geoinformation*. 2018;66:116-125.
 17. Dessalegn Yalew, Singh Balkeshwar WVA. Assessment of the national bamboo resources and its properties in Ethiopia. Paper presented at the AIP Conference Proceedings; 2022.
 18. Bystriakova N, Kapos V, Lysenko I, Stapleton C. Distribution and conservation status of forest bamboo biodiversity in the Asia-Pacific Region. *Biodiversity & Conservation*. 2003;12:1833-1841.
 19. Soderstrom TR, Ellis RP. *The woody bamboos (Poaceae: Bambuseae) of Sri Lanka: A morphological-anatomical study*. *Smithsonian Contributions to Botany*; 1988.
 20. Bekele A, Birnie A, Tengnas B. *Useful trees and shrubs for Ethiopia*; 1993.
 21. Mulatu Yigardu, Alemayehu Asabeneh, Zebene T. *Bamboo Species Introduced in Ethiopia*. *Ethiopian Environment and Forest Research Institute (EEFRI), Addis Ababa*; 2016.
 22. Banik RL. *A manual for vegetative propagation of bamboos: International Network for Bamboo and Rattan*; 1995.

23. Guerreiro C, Vega AS. Bamboo flowering in South America: What the past tells about the future Biotechnological Advances in Bamboo: The “Green Gold” on the Earth, Springer. 2021;353-377.
24. Ayana DA, Tadesse Z, Kebede Y, Ayana D. Effect of storage media and storage time on germination and field emergence of *Oxytetalanthera abyssinica* seeds. International Journal of Basic and Applied Science. 2012;1(3):218-226.
25. Lakshmi C, Seethalakshmi K, Jijeesh C. Influence of seed storage conditions and germination media on the germination of a priority bamboo species, *Dendrocalamus brandisii* (Munro) Kurz. Journal of Tropical Agriculture. 2018;56(2).
26. Singh G, Richa M. Effect of prolonged storage on the biochemical constituents of primary metabolites in three species of bamboo seeds. Int. J. Pharm. Sci. Rev. Res. 2016;39(1):248-250.
27. Thapliyal,R, Sood O, Rawat M. Effect of moisture content and storage temperature on the viability of Bambusa tulda seed. International Tree Crops Journal. 1991; 7(1-2):67-75.
28. Gaur R. Bamboo research in India. Recent Research on Bamboos. 1985; 26-30.
29. Razvi S, Nautiyal S, Bakshi M, Bhat JA, Pala NA. Influence of season and phytohormones on rooting behaviour of green bamboo by cuttings. International Journal of Conservation Science. 2011;2(3).
30. Mulatu Yigardu, Masresha F. Propagation techniques for highland bamboo (*Arundinaria alpina*) in the Choke Mountain, Northwestern Ethiopia. Ethiopian Journal of Agricultural Sciences. 2014;24(2):23-36.
31. Hamalton T, Khannam A, Bhuvaneshwari M, Chandrakala D. Vegetative propagation techniques for bamboo species: A review. International Journal of Agriculture, Environment and Biotechnology. 2022; 15(1):101-107.
32. Kebede Y, Tadesse Z, Getahun A, Mulatu Y. Vegetative propagation techniques of highland bamboo (*Yushania alpina*) in Amhara Region, North-Western Ethiopia. World Scientific News. 2017;61(2):122-136.

Disclaimer/Publisher's Note: The statements, opinions and data contained in all publications are solely those of the individual author(s) and contributor(s) and not of the publisher and/or the editor(s). This publisher and/or the editor(s) disclaim responsibility for any injury to people or property resulting from any ideas, methods, instructions or products referred to in the content.

© Copyright (2024): Author(s). The licensee is the journal publisher. This is an Open Access article distributed under the terms of the Creative Commons Attribution License (<http://creativecommons.org/licenses/by/4.0>), which permits unrestricted use, distribution, and reproduction in any medium, provided the original work is properly cited.

Peer-review history:

The peer review history for this paper can be accessed here:

<https://www.sdiarticle5.com/review-history/123468>